

# Infor ESG Environmental Reporting

Helping you report with confidence



## Problem:

Organizations today face increasing pressure from internal and external stakeholders to report on environmental, social, and governance (ESG) activities. New compliance regulations and increased customer demand for sustainable goods are just a few of the reasons to report on ESG.

Reporting, however, can be challenging. Accurate and thorough reporting requires access to the relevant information and metrics along with the ability to substantiate the data behind those metrics. Yet often, these key issues stand in the way:




**Regulation complexity** is increasing globally, such as the recent SEC Climate disclosure in the US and the European Sustainability Reporting Standards (ESRS). Specifically, ESRS, developed to support the European Corporate Sustainability Directive (CSRD), has hundreds of mandatory data points to track.



**Lack of data and tedious, manual processes** can hinder the transparency, accuracy, and consistency of compliance reporting. Many organizations manually input data from different systems, relying on spreadsheets for tracking progress.

There is a better way.



## Infor ESG Environmental Reporting

Infor® brings together data and analytics to simplify the reporting and tracking of your environmental data and metrics. Infor's ERP CloudSuites™ Industry Analytics has new capabilities that enable your ESG Environmental Reporting. It helps you to:



**Track your environmental data in a single, holistic view.** Its new energy dashboard provides insights into your total energy usage. Analyze data by country, energy type, renewables/non-renewables, energy sold vs. energy used, and more. The energy dashboard is the first of many dashboards planned for release.

See image 1.

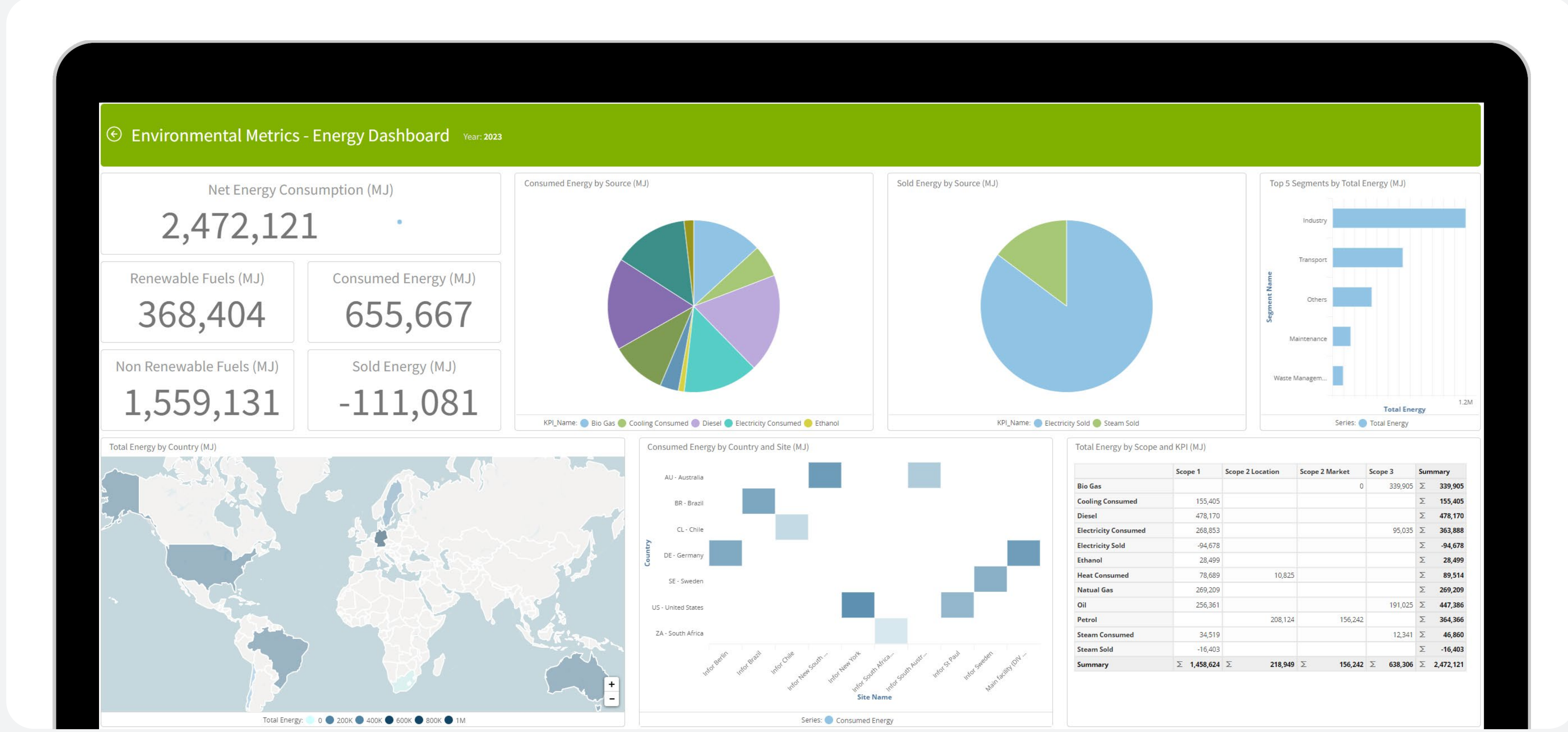


Image 1: The energy dashboard allows you to see your global progress and status in a single view.



**Easily deliver audit-ready metrics for reporting** using built-in templates from common ESG reporting frameworks. Industry Analytics saves time by automatically pulling relevant data from the Infor Data Lake and populating the templates. Initial supported templates include:

- Global Reporting Initiative: GRI302 for energy use
- European Sustainability Reporting Standards: ESRS E1 for climate change

See images 2 and 3 for some examples of reporting metrics by framework. All metrics can be easily exported to PDF, PowerPoint, and CSV files for reporting.

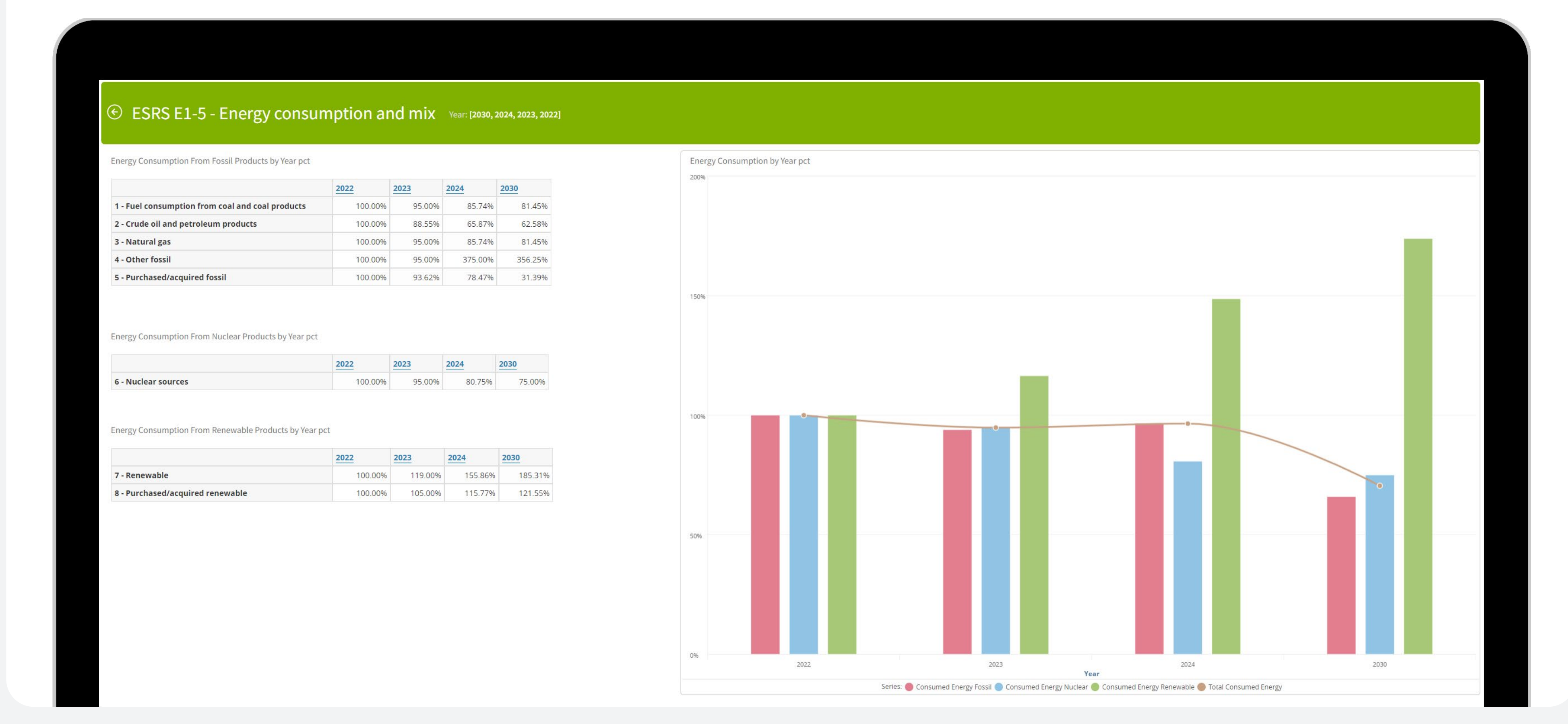


Image 2: Reporting metrics view of energy consumption and mix under the requirements for ESRS E1-5. See energy consumption by year, percentage, and subgroup.

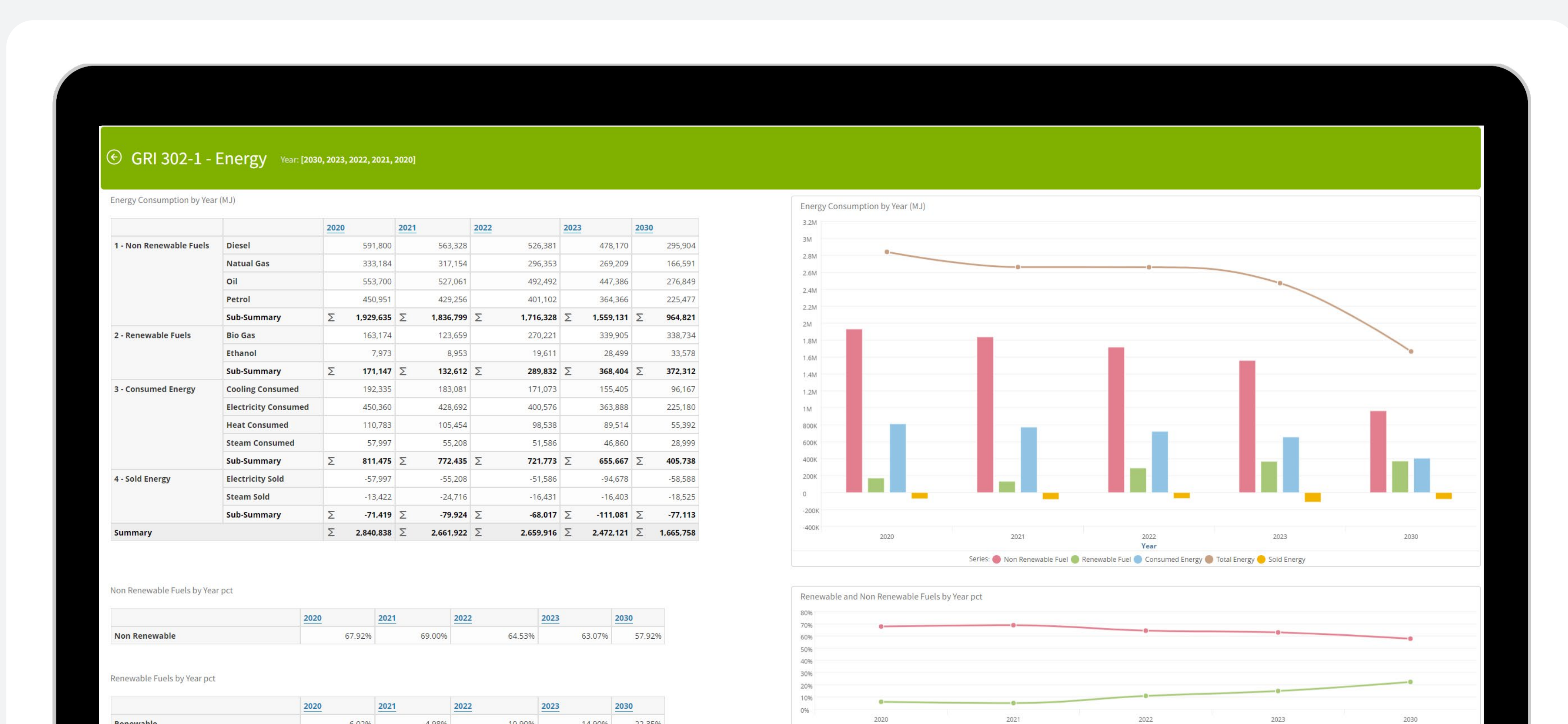


Image 3: Reporting metrics view of energy consumption progress under the requirements for GRI 302-1. It breaks down energy use by percentage, year, energy type, and renewable/non-renewable fuels.



## Data-Driven Reporting

Delivering these capabilities requires the right data for accuracy and consistency. Infor simplifies data collection and integration by breaking down data silos and automating key elements of the process. The Data Lake organizes and stores your environmental data from external and transactional systems (CloudSuite, business applications, spreadsheets). Industry Analytics pulls this data, allowing you to more easily baseline, analyze, and measure progress against your requirements—making your environmental metrics just a few clicks away.




## Availability


ESG Environmental Reporting is included in the following Infor ERP M3 and LN CloudSuites: Food and Beverage, Distribution, Fashion, Chemical, Aerospace & Defense, Automotive, Engineering & Construction, and Industrial Enterprise.

Available for early adopters only.


## Key Benefits:



**Make faster, more informed decisions** with Industry Analytics environmental insights. Compare your current metrics to past data and gain deeper insights to help make granular decisions.



**Get audit-ready graphical metrics.** Helps you store and stream your environmental data so that you can gain actionable insights from your Industry Analytics.



**Improve reporting accuracy and consistency.** Reduces the need for spreadsheets and manual reporting by leveraging data and built-in global reporting templates.

Learn more about Infor's Sustainability and ESG solutions at [www.infor.com/sustainability](http://www.infor.com/sustainability)



## About Infor

Infor is a global leader in business cloud software products for companies in industry specific markets. Infor builds complete industry suites in the cloud and efficiently deploys technology that puts the user experience first, leverages data science, and integrates easily into existing systems. Over 67,000 organizations worldwide rely on Infor to help overcome market disruptions and achieve business-wide digital transformation.

Copyright© 2024 Infor. All rights reserved. The word and design marks set forth herein are trademarks and/or registered trademarks of Infor and/or related affiliates and subsidiaries. All other trademarks listed herein are the property of their respective owners. [www.infor.com](http://www.infor.com).

Infor ESG Environmental Reporting, Executive Brief, English  
INFDP3013225-en-US-2024-1