



INFO~TECH
RESEARCH GROUP

DATA QUADRANT REPORT

Supply Chain Management

JANUARY 2026

This report features: Infor Supply Chain Management | Epicor Supply Chain Management | SAP Supply Chain Management | Sterling B2B Integration SaaS | Microsoft Dynamics 365 | DELMIA Quintiq | Microsoft Dynamics 365 | Oracle Supply Chain Management | SAS Supply Chain Intelligence | Kinaxis Maestro | Blue Yonder | Arkiva | Coupa Supply Chain

402

REVIEWS

17

PRODUCTS INCLUDED

Table of Contents

4	Data Quadrant
5	Category Overview
7	Vendor Capability Summary
10	Vendor Capabilities
22	Product Feature Summary
26	Product Features

How to Use the Report


Info-Tech's Data Quadrant Reports provide a comprehensive evaluation of popular products in the Supply Chain Management market. This buyer's guide is designed to help prospective purchasers make better decisions by leveraging the experiences of real users.

The data in this report is collected from real end users, meticulously verified for veracity, exhaustively analyzed, and visualized in easy to understand charts and graphs. Each product is compared and contrasted with all other products in the category to create a holistic, unbiased view of the product landscape.

Use this report to determine which product is right for your organization. For highly detailed reports on individual products, see Info-Tech's Product Scorecard.

This report is available free of charge for internal use only to assist with software evaluation and selection. Sharing, republishing, distributing, or otherwise copying any portion of this report without the express written consent of SoftwareReviews.com is strictly prohibited.

© 2026 SoftwareReviews.com. All rights reserved.







































Software Directory

SUPPLY CHAIN MANAGEMENT SOFTWARE

Selecting software can be overwhelming and one of the biggest challenges facing organizations is understanding the marketplace and identifying all of the available vendors and products. The Software Directory is a comprehensive list of all relevant software products in a particular category. Use this page to create the right product shortlist by exploring all of the options available to your organization.

Supply Chain Management Software

-  Adexa Supply Chain Planning
-  Anaplan Platform
-  Anvyl
-  Aptean Supply Chain Management
-  Arkieva
-  ArrowStream
-  Ascend TMS
-  aspenONE Supply Chain Management
-  Atlas Planning Suite
-  Blue Ridge Cloud-Native Supply Chain Planning
-  Blue Yonder Luminare Planning
-  ConverSight.ai
-  Coupa Supply Chain Design & Planning
-  DELMIA Quintiq
-  DEMATIC Dematic Supply Chain Function
-  E2open
-  Elementum Supply Chain
-  Epicor Supply Chain Management
-  Exostar Supply Chain Management
-  FurMaster Supply Chain
-  Infor Supply Chain Management
-  Intelex Supplier Management
-  Kinaxis Maestro
-  Körber
-  Lean Logistics Supply Chain Optimization
-  Logility Supply Optimization
-  Magaya Supply Chain
-  Manhattan Active Supply Chain
-  Microsoft Dynamics 365
-  Microsoft Dynamics 365 Supply Chain
-  Microsoft Dynamics SL
-  NeoGrid Supply Chain Management
-  o9 Solutions
-  OMP Unison Planning
-  Oracle Supply Chain Management
-  PTC Windchill Supply Chain Data



Software Directory

SUPPLY CHAIN MANAGEMENT SOFTWARE

Selecting software can be overwhelming and one of the biggest challenges facing organizations is understanding the marketplace and identifying all of the available vendors and products. The Software Directory is a comprehensive list of all relevant software products in a particular category. Use this page to create the right product shortlist by exploring all of the options available to your organization.

Supply Chain Management Software

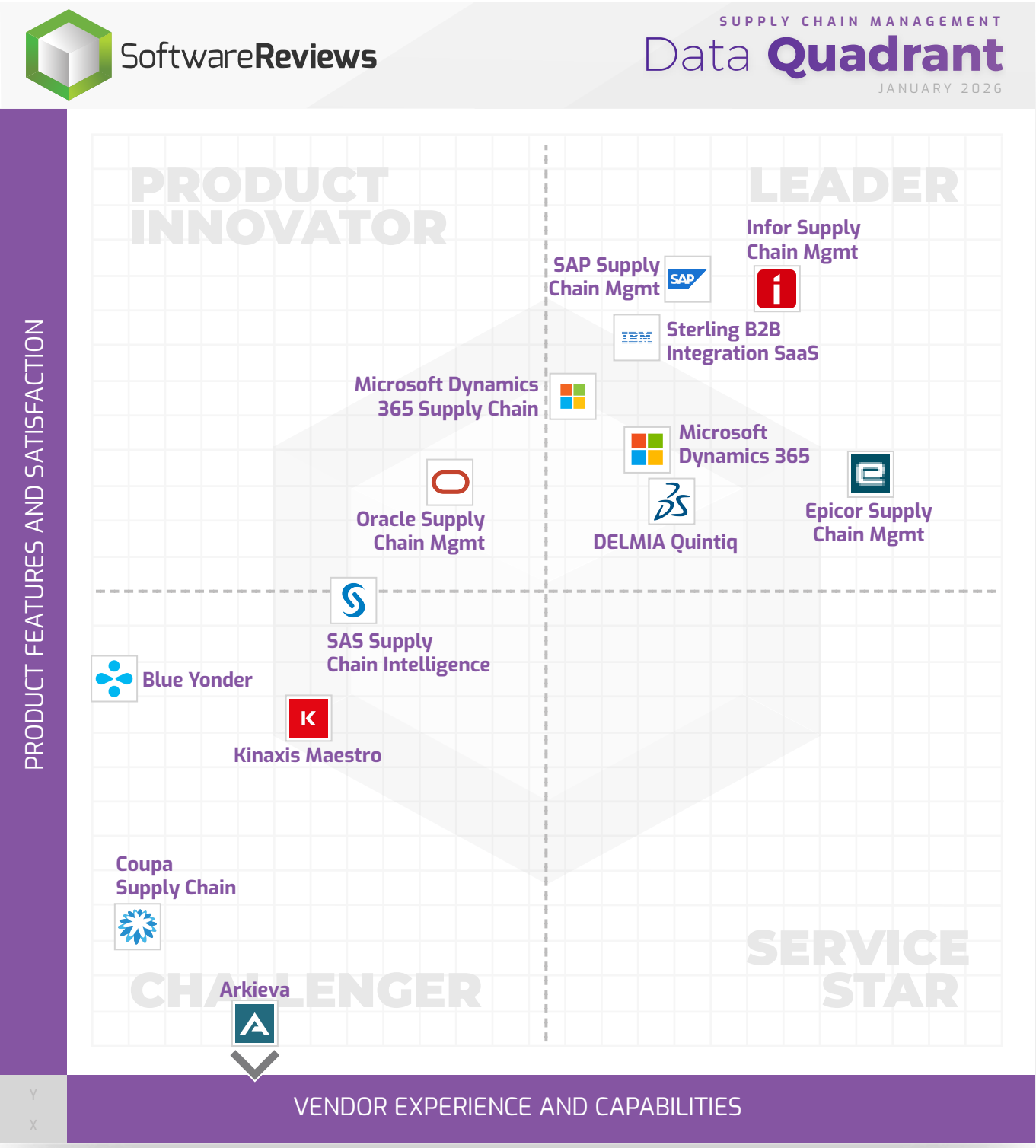
- ✦ **Relx Supply Chain Management**
- ⚡ **Requis**
- Sp **Saddle Point Supply Chain Planning Suite**
- SAP **SAP Supply Chain Management**
- ⚡ **SAS Supply Chain Intelligence**
- ⚡ **Shippabo**
- 🌐 **Solochain Warehouse Management System (WMS)**
- Sonata IBIS Supply Chain**
- 🌐 **SPS Supplier Onboarding**
- IBM **Sterling B2B Integration SaaS**
- 🔄 **SynchronSCM Inventory Management**
- 🏢 **Tada Control Tower**
- 🔴 **TECSYS Supply Chain Platform**
- 📦 **TrackVIA Inventory Tracking & Reporting**
- 🌐 **Triple Point Supply Chain Management**
- 🔵 **Ultriva**
- 📉 **Vanguard Predictive Planning**



SOFTWARE REVIEWS Data Quadrant



Assess vendor and product performance at a glance and use the SoftwareReviews Data Quadrant to identify which products and vendors are leading the pack and which are trailing.



SUPPLY CHAIN MANAGEMENT

The Software Reviews Data Quadrant evaluates and ranks products based on feedback from IT and business professionals. The placement of a software in the Data Quadrant indicates its relative ranking as well as its categorization.

The Complete Software Experience

When distilled down, the software experience is shaped by both the experience with the software and the relationship with the vendor. Evaluating enterprise software along these two dimensions provides a comprehensive understanding of the product and helps identify vendors that can deliver on both.

Product Features and Satisfaction

The satisfaction is captured in the overall satisfaction score, which is driven by the likelihood of users to recommend the software, combined with user satisfaction across top product features.

Vendor Experience and Capabilities

The vendor relationship is calculated in a weighted average of the satisfaction scores tied to vendor capabilities (e.g. software implementation, training, customer support, product roadmap) as well as emotional response ratings toward the vendor (e.g. trustworthy, respectful, fair).

Note: Software product placement is based on the scores provided by users, recency of the reviews, and review volume. Axes are dynamically adjusted based on the minimum and maximum values in the data set.

Category Overview

This page provides a high level summary of product performance within the Supply Chain Management category. Products are ranked by a composite satisfaction score (Composite Score) that averages four different areas of evaluation: Net Emotional Footprint, Vendor Capabilities, Product Features, and Likeliness to Recommend. The Net Emotional Footprint Score measures user emotional response ratings of the vendor (e.g. trustworthy, respectful, fair). Use this data to get a sense of the field, and to see how the products you're considering stack up.

RANK	PRODUCT	COMPOSITE SCORE	NET EMOTIONAL FOOTPRINT	NET EMOTIONAL FOOTPRINT DISTRIBUTION	VENDOR CAPABILITIES	PRODUCT FEATURES	LIKELINESS TO RECOMMEND	NUMBER OF REVIEWS
	Infor Supply Chain Management	8.0/10	+90	2% NEGATIVE 92% POSITIVE	83%	82%	86%	31
	Epicor Supply Chain Management	8.0/10	+98	-- NEGATIVE 99% POSITIVE	84%	81%	84%	11
	SAP Supply Chain Management	7.9/10	+91	2% NEGATIVE 93% POSITIVE	82%	85%	88%	56
	Sterling B2B Integration SaaS	7.8/10	+94	-- NEGATIVE 95% POSITIVE	80%	84%	90%	26
5	Microsoft Dynamics 365	7.7/10	+94	2% NEGATIVE 96% POSITIVE	78%	80%	86%	46
6	DELMIA Quintiq	7.7/10	+93	2% NEGATIVE 95% POSITIVE	83%	84%	85%	21
7	Microsoft Dynamics 365 Supply Chain	7.7/10	+97	-- NEGATIVE 98% POSITIVE	77%	82%	92%	11
8	Oracle Supply Chain Management	7.5/10	+81	3% NEGATIVE 84% POSITIVE	79%	80%	84%	76
9	SAS Supply Chain Intelligence	7.3/10	+83	4% NEGATIVE 87% POSITIVE	77%	79%	84%	20
10	Kinaxis Maestro	7.1/10	+80	4% NEGATIVE 84% POSITIVE	73%	69%	83%	15
AVERAGE SCORES		7.5/10	+87	3% NEGATIVE 90% POSITIVE	79%	78%	85%	28

Category Overview

This page provides a high level summary of product performance within the Supply Chain Management category. Products are ranked by a composite satisfaction score (Composite Score) that averages four different areas of evaluation: Net Emotional Footprint, Vendor Capabilities, Product Features, and Likeliness to Recommend. The Net Emotional Footprint Score measures user emotional response ratings of the vendor (e.g. trustworthy, respectful, fair).

Use this data to get a sense of the field, and to see how the products you're considering stack up.

RANK	PRODUCT	COMPOSITE SCORE	NET EMOTIONAL FOOTPRINT	NET EMOTIONAL FOOTPRINT DISTRIBUTION	VENDOR CAPABILITIES	PRODUCT FEATURES	LIKELINESS TO RECOMMEND	NUMBER OF REVIEWS
11	Blue Yonder	7.0/10	+75	8% NEGATIVE 83% POSITIVE	75%	76%	85%	15
12	Arkieva	6.8/10	+79	5% NEGATIVE 84% POSITIVE	77%	66%	79%	17
13	Coupa Supply Chain	6.7/10	+75	6% NEGATIVE 81% POSITIVE	74%	69%	80%	23
AVERAGE SCORES		7.5/10	+87	3% NEGATIVE 90% POSITIVE	79%	78%	85%	28
PRODUCTS BELOW INELIGIBLE FOR AWARDS DUE TO INSUFFICIENT RECENT REVIEWS								
--	Logility Supply Optimization	7.9/10	+100	-- NEGATIVE 100% POSITIVE	85%	83%	90%	6
--	Körber	7.4/10	+96	-- NEGATIVE 97% POSITIVE	77%	83%	88%	14
--	Microsoft Dynamics SL	6.4/10	+70	7% NEGATIVE 77% POSITIVE	75%	78%	80%	8
--	Manhattan Active Supply Chain	6.2/10	+64	10% NEGATIVE 74% POSITIVE	72%	78%	79%	6

Vendor Capability Summary

This page summarizes user satisfaction with a variety of vendor capabilities regarding their product offering(s). Look for strong and consistent performance across the board when assembling your shortlist, and follow-up on areas of concern during the evaluation and negotiation processes.

PRODUCT	OVERALL CAPABILITY SATISFACTION	BUSINESS VALUE CREATED	BREADTH OF FEATURES	QUALITY OF FEATURES	PRODUCT STRATEGY AND RATE OF IMPROVEMENT	USABILITY AND INTUITIVENESS	VENDOR SUPPORT	EASE OF DATA INTEGRATION	EASE OF ADMINISTRATION	EASE OF CUSTOMIZATION	AVAILABILITY AND QUALITY OF TRAINING	EASE OF IMPLEMENTATION
Epicor Supply Chain Management	84%	90%	85%	82%	82%	84%	80%	86%	87%	85%	82%	87%
Infor Supply Chain Management	83%	85%	88%	82%	85%	82%	85%	84%	86%	84%	79%	79%
DELMIA Quintiq	83%	88%	80%	88%	79%	88%	81%	82%	75%	85%	81%	86%
SAP Supply Chain Management	83%	86%	80%	82%	83%	84%	82%	82%	80%	83%	83%	83%
Sterling B2B Integration SaaS	80%	81%	76%	83%	79%	78%	80%	80%	79%	84%	75%	79%
Oracle Supply Chain Management	79%	80%	79%	80%	77%	78%	81%	79%	79%	76%	80%	81%
Microsoft Dynamics 365	78%	79%	81%	80%	75%	76%	75%	75%	79%	80%	78%	82%
SAS Supply Chain Intelligence	77%	80%	76%	81%	73%	75%	78%	88%	76%	73%	74%	78%
Arkieva	77%	77%	77%	83%	69%	75%	72%	85%	74%	86%	74%	74%
Microsoft Dynamics 365 Supply Chain	77%	79%	74%	78%	78%	78%	72%	77%	78%	79%	78%	74%
CATEGORY AVERAGE	79%	82%	78%	80%	77%	79%	78%	79%	78%	80%	76%	78%

Vendor Capability Summary

This page summarizes user satisfaction with a variety of vendor capabilities regarding their product offering(s). Look for strong and consistent performance across the board when assembling your shortlist, and follow-up on areas of concern during the evaluation and negotiation processes.

PRODUCT	OVERALL CAPABILITY SATISFACTION	BUSINESS VALUE CREATED	BREADTH OF FEATURES	QUALITY OF FEATURES	PRODUCT STRATEGY AND RATE OF IMPROVEMENT	USABILITY AND INTUITIVENESS	VENDOR SUPPORT	EASE OF DATA INTEGRATION	EASE OF ADMINISTRATION	EASE OF CUSTOMIZATION	AVAILABILITY AND QUALITY OF TRAINING	EASE OF IMPLEMENTATION
Blue Yonder Luminate Planning	75%	81%	70%	75%	74%	71%	76%	78%	81%	76%	70%	73%
Coupa Supply Chain Design & Planning	74%	74%	73%	70%	75%	80%	85%	66%	78%	70%	70%	73%
Kinaxis Maestro	72%	82%	81%	75%	71%	82%	62%	67%	68%	76%	63%	66%
CATEGORY AVERAGE	79%	82%	78%	80%	77%	79%	78%	79%	78%	80%	76%	78%

PRODUCTS BELOW INELIGIBLE FOR AWARDS DUE TO INSUFFICIENT RECENT REVIEWS												
Körber	77%	72%	75%	72%	79%	83%	71%	80%	79%	89%	79%	73%
Microsoft Dynamics SL	76%	77%	69%	71%	71%	67%	82%	69%	82%	86%	80%	83%
Logility Supply Optimization	85%	95%	84%	82%	80%	91%	80%	87%	87%	84%	83%	85%
Manhattan Active Supply Chain	72%	78%	68%	90%	59%	72%	64%	82%	73%	54%	72%	79%

Vendor Capability Satisfaction

This section provides detailed information on user satisfaction for each vendor capability regarding their product offering(s). Use these pages to dig deeper into areas of particular interest or concern.

Vendor Capabilities

This table lists and briefly describes all vendor capabilities that are evaluated in the Supply Chain Management software category. For your convenience, you will also find longer descriptions of the capabilities under the capability subheadings in the subsequent pages.


<p>Business Value Created</p>	<p>The underlying purpose of software is to create value for employees, customers, partners and ultimately shareholders. As a result, it is imperative that any software selection be aligned with the organization's needs and deliver enough business value to justify the cost. The data below highlights the satisfaction level associated with the business value derived from various product offerings. Use this information to identify the software that consistently creates business value for its customers.</p>	<p>Vendor Support</p>	<p>The importance of vendor support will vary for each organization depending on internal capabilities, but there will always be issues that only the vendor can resolve. Use the data in this section to see which vendors tend to under-serve their product and which will offer quality support.</p>
<p>Breadth of Features</p>	<p>Users prefer to work with feature rich software that enables them to perform diverse series of tasks as opposed to one they find restrictive. The data below highlights the satisfaction level associated with the breadth of features from various product offerings. Use this information to identify which software offers valuable comprehensive functionality that extends beyond the basic level.</p>	<p>Ease of Data Integration</p>	<p>The ability to integrate with other systems is increasingly important; without this, manual data loading and extraction can be time-consuming and prone to error. Use this section to see which vendors will cause headaches and which will make data integration easy.</p>
<p>Quality of Features</p>	<p>Feature quality is just as important as quantity. Software needs to do what you're purchasing it to do, easily, intuitively, reliably, and effectively. Use the data in this section to gauge whether or not a product follows through on the marketing hype by delivering high quality features.</p>	<p>Ease of Administration</p>	<p>Administrative interfaces don't get the same attention as those built for end users, but they shouldn't be clunky or unintuitive. Use the data in this section to determine which vendors make administration easy, so that your IT personnel can resolve issues and perform configurations efficiently and effectively.</p>
<p>Product Strategy and Rate of Improvement</p>	<p>Purchasing software can be a significant commitment, so it's important to know if your vendor is serious about the need for constant improvement and deliberate strategic direction. Vendors who don't stay on top of emerging needs and trends won't enable you to meet your business goals. Use the data in this section to separate innovators from imposters.</p>	<p>Ease of Customization</p>	<p>Out-of-the-box functionality often isn't enough, especially for niche or industry-specific software, and the reason you're buying rather than building is to save time and money in the first place. Don't get bogged down in a difficult customization; use the data in this section to make sure you can easily achieve the functionality you need for your particular situation.</p>
<p>Usability And Intuitiveness</p>	<p>End user learning curves cost the organization money. Pay attention to your end users' technical ability to determine how important UX is in your purchase.</p>	<p>Availability and Quality of Training</p>	<p>Effective and readily available training enables users to get the most out of the software you've chosen. Use this section to make sure your vendor's training programs and materials measure up.</p>
		<p>Ease of Implementation</p>	<p>Choosing the right software is only the first step. Successfully implementing the new solution is necessary in order to realize its full value and promote end user adoption. Use the data in this section to determine which software is easy to implement, and which may jeopardize your goals by causing trouble in this stage.</p>

Vendor Capability Satisfaction



This section provides detailed information on user satisfaction for each vendor capability regarding their product offering(s). Use these pages to dig deeper into areas of particular interest or concern.

Business Value Created

The underlying purpose of software is to create value for employees, customers, partners and ultimately shareholders. As a result, it is imperative that any software selection be aligned with the organization's needs and deliver enough business value to justify the cost. The data below highlights the satisfaction level associated with the business value derived from various product offerings. Use this information to identify the software that consistently creates business value for its customers.












EPICOR SUPPLY CHAIN MANAGEMENT
TOP PRODUCT

Delights		59%
Highly Satisfies		39%
Almost Satisfies		1%
Disappoints		--

90%
Business Value Created

PRODUCTS BELOW INELIGIBLE FOR AWARDS DUE TO INSUFFICIENT RECENT REVIEWS

--	 Körber		72%	14 REVIEWS
--	 Microsoft Dynamics SL		77%	8 REVIEWS
--	 Logility Supply Optimization		95%	6 REVIEWS
--	 Manhattan Active Supply Chain		78%	6 REVIEWS


2	 DELMIA Quintiq		88%	21 REVIEWS
3	 SAP Supply Chain Management		86%	56 REVIEWS
4	 Infor Supply Chain Management		85%	31 REVIEWS
5	 Kinaxis Maestro		82%	15 REVIEWS
6	 Sterling B2B Integration SaaS		81%	26 REVIEWS
7	 Blue Yonder Luminat Planning		81%	15 REVIEWS
8	 Oracle Supply Chain Management		80%	76 REVIEWS
9	 SAS Supply Chain Intelligence		80%	20 REVIEWS
10	 Microsoft Dynamics 365 Supply Chain		79%	11 REVIEWS
11	 Microsoft Dynamics 365		79%	46 REVIEWS
12	 Arkieva		77%	17 REVIEWS
13	 Coupa Supply Chain Design & Planning		74%	23 REVIEWS
CATEGORY AVERAGE			82%	

Vendor Capability Satisfaction



This section provides detailed information on user satisfaction for each vendor capability regarding their product offering(s). Use these pages to dig deeper into areas of particular interest or concern.

Breadth of Features

Users prefer to work with feature rich software that enables them to perform diverse series of tasks as opposed to one they find restrictive. The data below highlights the satisfaction level associated with the breadth of features from various product offerings. Use this information to identify which software offers valuable comprehensive functionality that extends beyond the basic level.












INFOR SUPPLY CHAIN MANAGEMENT
TOP PRODUCT

Delights		55%
Highly Satisfies		41%
Almost Satisfies		4%
Disappoints		--

88%
Breadth of Features

PRODUCTS BELOW INELIGIBLE FOR AWARDS DUE TO INSUFFICIENT RECENT REVIEWS

--	 Körber		75%	14 REVIEWS
--	 Microsoft Dynamics SL		69%	8 REVIEWS
--	 Logility Supply Optimization		84%	6 REVIEWS
--	 Manhattan Active Supply Chain		68%	6 REVIEWS


2	 Epicor Supply Chain Management		85%	11 REVIEWS
3	 Kinaxis Maestro		81%	15 REVIEWS
4	 Microsoft Dynamics 365		81%	46 REVIEWS
5	 SAP Supply Chain Management		80%	56 REVIEWS
6	 DELMIA Quintiq		80%	21 REVIEWS
7	 Oracle Supply Chain Management		79%	76 REVIEWS
8	 Arkieva		77%	17 REVIEWS
9	 SAS Supply Chain Intelligence		76%	20 REVIEWS
10	 IBM Sterling B2B Integration SaaS		76%	26 REVIEWS
11	 Microsoft Dynamics 365 Supply Chain		74%	11 REVIEWS
12	 Coupa Supply Chain Design & Planning		73%	23 REVIEWS
13	 Blue Yonder Luminare Planning		70%	15 REVIEWS
CATEGORY AVERAGE			78%	

Vendor Capability Satisfaction

This section provides detailed information on user satisfaction for each vendor capability regarding their product offering(s). Use these pages to dig deeper into areas of particular interest or concern.

Quality of Features

Feature quality is just as important as quantity. Software needs to do what you're purchasing it to do, easily, intuitively, reliably, and effectively. Use the data in this section to gauge whether or not a product follows through on the marketing hype by delivering high quality features.



2	Sterling B2B Integration SaaS	10 icons	83%	26 REVIEWS
3	Arkieva	9 icons	83%	17 REVIEWS
4	SAP Supply Chain Management	9 icons	82%	56 REVIEWS
5	Infor Supply Chain Management	9 icons	82%	31 REVIEWS
6	Epicor Supply Chain Management	9 icons	82%	11 REVIEWS
7	SAS Supply Chain Intelligence	9 icons	81%	20 REVIEWS
8	Microsoft Dynamics 365	9 icons	80%	46 REVIEWS
9	Oracle Supply Chain Management	9 icons	80%	76 REVIEWS
10	Microsoft Dynamics 365 Supply Chain	9 icons	78%	11 REVIEWS
11	Kinaxis Maestro	8 icons	75%	15 REVIEWS
12	Blue Yonder Luminate Planning	8 icons	75%	15 REVIEWS
13	Coupa Supply Chain Design & Planning	8 icons	70%	23 REVIEWS
CATEGORY AVERAGE			80%	

PRODUCTS BELOW INELIGIBLE FOR AWARDS DUE TO INSUFFICIENT RECENT REVIEWS

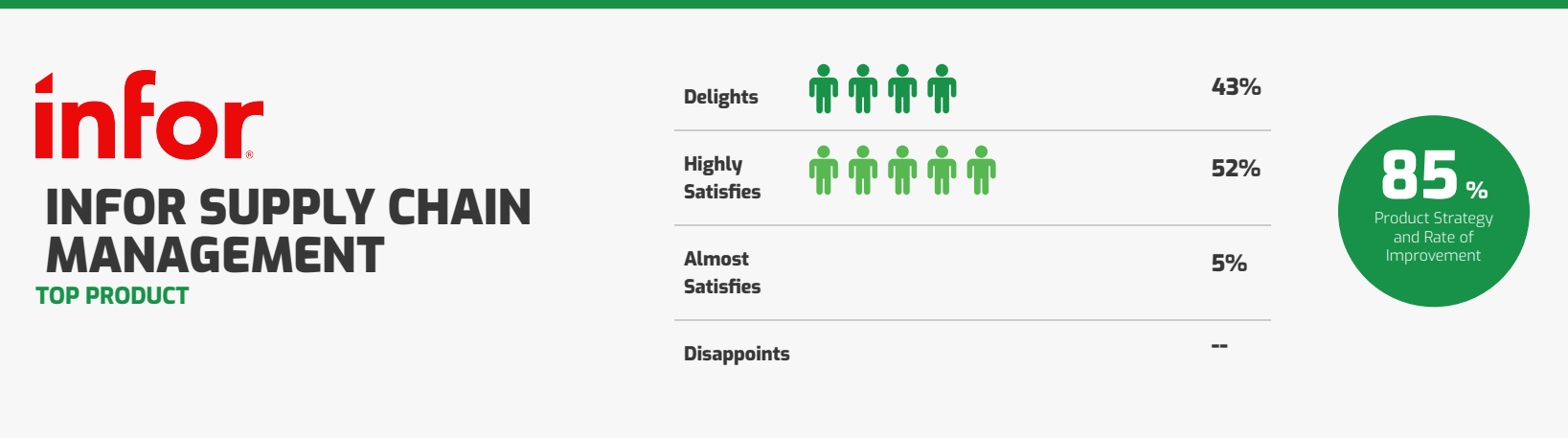
--	Körber	10 icons	72%	14 REVIEWS
--	Microsoft Dynamics SL	9 icons	71%	8 REVIEWS
--	Manhattan Active Supply Chain	9 icons	90%	6 REVIEWS
--	Logility Supply Optimization	9 icons	82%	6 REVIEWS

Vendor Capability Satisfaction

This section provides detailed information on user satisfaction for each vendor capability regarding their product offering(s). Use these pages to dig deeper into areas of particular interest or concern.

Product Strategy and Rate of Improvement

Purchasing software can be a significant commitment, so it's important to know if your vendor is serious about the need for constant improvement and deliberate strategic direction. Vendors who don't stay on top of emerging needs and trends won't enable you to meet your business goals. Use the data in this section to separate innovators from imposters.



2	SAP Supply Chain Management		83%	56 REVIEWS
3	Epicor Supply Chain Management		82%	11 REVIEWS
4	Sterling B2B Integration SaaS		79%	26 REVIEWS
5	DELMIA Quintiq		79%	21 REVIEWS
6	Microsoft Dynamics 365 Supply Chain		78%	11 REVIEWS
7	Oracle Supply Chain Management		77%	76 REVIEWS
8	Microsoft Dynamics 365		75%	46 REVIEWS
9	Coupa Supply Chain Design & Planning		75%	23 REVIEWS
10	Blue Yonder Luminate Planning		74%	15 REVIEWS
11	SAS Supply Chain Intelligence		73%	20 REVIEWS
12	Kinaxis Maestro		71%	15 REVIEWS
13	Arkieva		69%	17 REVIEWS

CATEGORY AVERAGE 77%

PRODUCTS BELOW INELIGIBLE FOR AWARDS DUE TO INSUFFICIENT RECENT REVIEWS

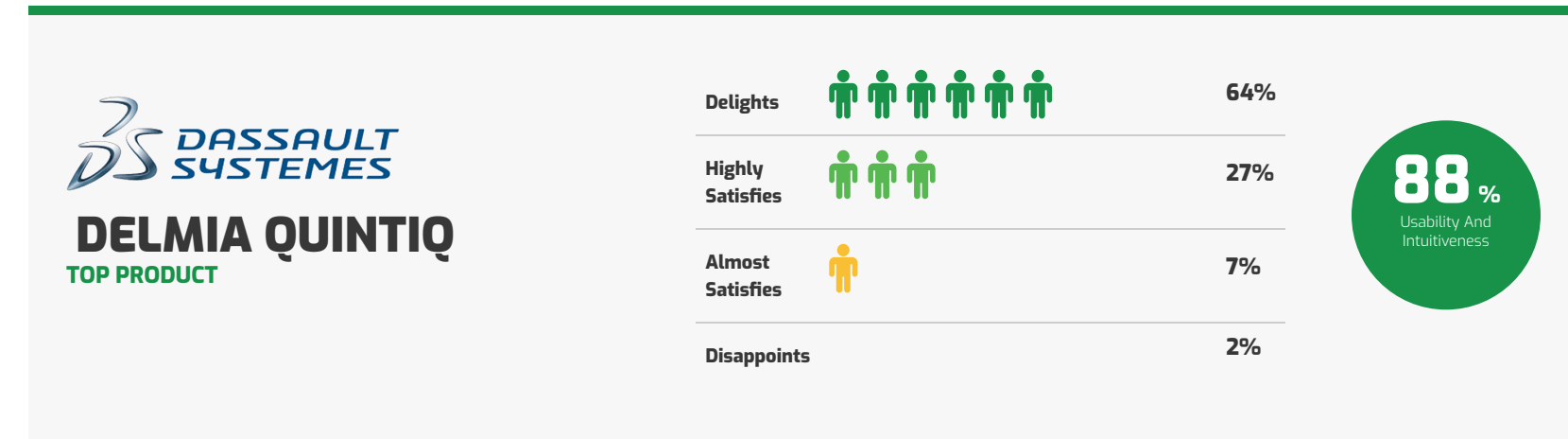
--	Körber		79%	14 REVIEWS
--	Microsoft Dynamics SL		71%	8 REVIEWS
--	Logility Supply Optimization		80%	6 REVIEWS
--	Manhattan Active Supply Chain		59%	6 REVIEWS

Vendor Capability Satisfaction

This section provides detailed information on user satisfaction for each vendor capability regarding their product offering(s). Use these pages to dig deeper into areas of particular interest or concern.

Usability And Intuitiveness

End user learning curves cost the organization money. Pay attention to your end users' technical ability to determine how important UX is in your purchase.



2	SAP Supply Chain Management		84%	56 REVIEWS
3	Epicor Supply Chain Management		84%	11 REVIEWS
4	Infor Supply Chain Management		82%	31 REVIEWS
5	Kinaxis Maestro		82%	15 REVIEWS
6	Coupa Supply Chain Design & Planning		80%	23 REVIEWS
7	Oracle Supply Chain Management		78%	76 REVIEWS
8	Sterling B2B Integration SaaS		78%	26 REVIEWS
9	Microsoft Dynamics 365 Supply Chain		78%	11 REVIEWS
10	Microsoft Dynamics 365		76%	46 REVIEWS
11	Arkieva		75%	17 REVIEWS
12	SAS Supply Chain Intelligence		75%	20 REVIEWS
13	Blue Yonder Luminate Planning		71%	15 REVIEWS
CATEGORY AVERAGE			79%	

PRODUCTS BELOW INELIGIBLE FOR AWARDS DUE TO INSUFFICIENT RECENT REVIEWS

--	Körber		83%	14 REVIEWS
--	Microsoft Dynamics SL		67%	8 REVIEWS
--	Logility Supply Optimization		91%	6 REVIEWS
--	Manhattan Active Supply Chain		72%	6 REVIEWS

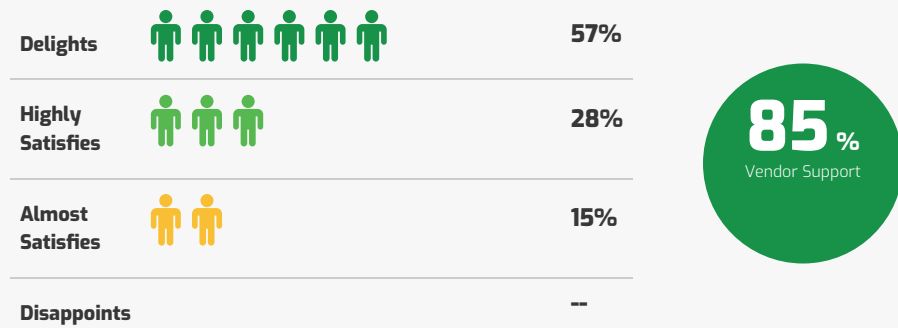
Vendor Capability Satisfaction

This section provides detailed information on user satisfaction for each vendor capability regarding their product offering(s). Use these pages to dig deeper into areas of particular interest or concern.

Vendor Support

The importance of vendor support will vary for each organization depending on internal capabilities, but there will always be issues that only the vendor can resolve. Use the data in this section to see which vendors tend to under-serve their product and which will offer quality support.

infor
INFOR SUPPLY CHAIN MANAGEMENT
 TOP PRODUCT



PRODUCTS BELOW INELIGIBLE FOR AWARDS DUE TO INSUFFICIENT RECENT REVIEWS

--	Körber		71%	14 REVIEWS
--	Microsoft Dynamics SL		82%	8 REVIEWS
--	Logility Supply Optimization		80%	6 REVIEWS
--	Manhattan Active Supply Chain		64%	6 REVIEWS


2	Coupa Supply Chain Design & Planning		85%	23 REVIEWS
3	SAP Supply Chain Management		82%	56 REVIEWS
4	Oracle Supply Chain Management		81%	76 REVIEWS
5	DELMIA Quintiq		81%	21 REVIEWS
6	Sterling B2B Integration SaaS		80%	26 REVIEWS
7	Epicor Supply Chain Management		80%	11 REVIEWS
8	SAS Supply Chain Intelligence		78%	20 REVIEWS
9	Blue Yonder Luminat Planning		76%	15 REVIEWS
10	Microsoft Dynamics 365		75%	46 REVIEWS
11	Arkieva		72%	17 REVIEWS
12	Microsoft Dynamics 365 Supply Chain		72%	11 REVIEWS
13	Kinaxis Maestro		62%	15 REVIEWS
CATEGORY AVERAGE			78%	

Vendor Capability Satisfaction



This section provides detailed information on user satisfaction for each vendor capability regarding their product offering(s). Use these pages to dig deeper into areas of particular interest or concern.

Ease of Data Integration

The ability to integrate with other systems is increasingly important; without this, manual data loading and extraction can be time-consuming and prone to error. Use this section to see which vendors will cause headaches and which will make data integration easy.



































SAS SUPPLY CHAIN INTELLIGENCE
TOP PRODUCT

Delights		51%
Highly Satisfies		49%
Almost Satisfies	--	--
Disappoints	--	--

88%
Ease of Data Integration

PRODUCTS BELOW INELIGIBLE FOR AWARDS DUE TO INSUFFICIENT RECENT REVIEWS

--	 Körber		80%	14 REVIEWS
--	 Microsoft Dynamics SL		69%	8 REVIEWS
--	 Logility Supply Optimization		87%	6 REVIEWS
--	 Manhattan Active Supply Chain		82%	6 REVIEWS


2	 Epicor Supply Chain Management		86%	11 REVIEWS
3	 Arkieva		85%	17 REVIEWS
4	 Infor Supply Chain Management		84%	31 REVIEWS
5	 DELMIA Quintiq		82%	21 REVIEWS
6	 SAP Supply Chain Management		82%	56 REVIEWS
7	 Sterling B2B Integration SaaS		80%	26 REVIEWS
8	 Oracle Supply Chain Management		79%	76 REVIEWS
9	 Blue Yonder Luminate Planning		78%	15 REVIEWS
10	 Microsoft Dynamics 365 Supply Chain		77%	11 REVIEWS
11	 Microsoft Dynamics 365		75%	46 REVIEWS
12	 Kinaxis Maestro		67%	15 REVIEWS
13	 Coupa Supply Chain Design & Planning		66%	23 REVIEWS
CATEGORY AVERAGE			79%	

Vendor Capability Satisfaction



This section provides detailed information on user satisfaction for each vendor capability regarding their product offering(s). Use these pages to dig deeper into areas of particular interest or concern.

Ease of Administration

Administrative interfaces don't get the same attention as those built for end users, but they shouldn't be clunky or unintuitive. Use the data in this section to determine which vendors make administration easy, so that your IT personnel can resolve issues and perform configurations efficiently and effectively.


















EPICOR SUPPLY CHAIN MANAGEMENT
TOP PRODUCT

Delights		49%
Highly Satisfies		49%
Almost Satisfies		1%
Disappoints		--

87%
Ease of Administration

PRODUCTS BELOW INELIGIBLE FOR AWARDS DUE TO INSUFFICIENT RECENT REVIEWS

--	 Körber		79%	14 REVIEWS
--	 Microsoft Dynamics SL		82%	8 REVIEWS
--	 Logility Supply Optimization		87%	6 REVIEWS
--	 Manhattan Active Supply Chain		73%	6 REVIEWS


2	 Infor Supply Chain Management		86%	31 REVIEWS
3	 Blue Yonder Luminate Planning		81%	15 REVIEWS
4	 SAP Supply Chain Management		80%	56 REVIEWS
5	 Sterling B2B Integration SaaS		79%	26 REVIEWS
6	 Microsoft Dynamics 365		79%	46 REVIEWS
7	 Oracle Supply Chain Management		79%	76 REVIEWS
8	 Coupa Supply Chain Design & Planning		78%	23 REVIEWS
9	 Microsoft Dynamics 365 Supply Chain		78%	11 REVIEWS
10	 SAS Supply Chain Intelligence		76%	20 REVIEWS
11	 DELMIA Quintiq		75%	21 REVIEWS
12	 Arkieva		74%	17 REVIEWS
13	 Kinaxis Maestro		68%	15 REVIEWS
CATEGORY AVERAGE			78%	



Vendor Capability Satisfaction

This section provides detailed information on user satisfaction for each vendor capability regarding their product offering(s). Use these pages to dig deeper into areas of particular interest or concern.

Ease of Customization









Out-of-the-box functionality often isn't enough, especially for niche or industry-specific software, and the reason you're buying rather than building is to save time and money in the first place. Don't get bogged down in a difficult customization; use the data in this section to make sure you can easily achieve the functionality you need for your particular situation.



























Delights		48%
Highly Satisfies		48%
Almost Satisfies		4%
Disappoints		--

86%
Ease of Customization

PRODUCTS BELOW INELIGIBLE FOR AWARDS DUE TO INSUFFICIENT RECENT REVIEWS

--	 Körber		89%	14 REVIEWS
--	 Microsoft Dynamics SL		86%	8 REVIEWS
--	 Logility Supply Optimization		84%	6 REVIEWS
--	 Manhattan Active Supply Chain		54%	6 REVIEWS

2	 DELMIA Quintiq		85%	21 REVIEWS
3	 Epicor Supply Chain Management		85%	11 REVIEWS
4	 Sterling B2B Integration SaaS		84%	26 REVIEWS
5	 Infor Supply Chain Management		84%	31 REVIEWS
6	 SAP Supply Chain Management		83%	56 REVIEWS
7	 Microsoft Dynamics 365		80%	46 REVIEWS
8	 Microsoft Dynamics 365 Supply Chain		79%	11 REVIEWS
9	 Oracle Supply Chain Management		76%	76 REVIEWS
10	 Kinaxis Maestro		76%	15 REVIEWS
11	 Blue Yonder Luminat Planning		76%	15 REVIEWS
12	 SAS Supply Chain Intelligence		73%	20 REVIEWS
13	 Coupa Supply Chain Design & Planning		70%	23 REVIEWS
CATEGORY AVERAGE			80%	

Vendor Capability Satisfaction

This section provides detailed information on user satisfaction for each vendor capability regarding their product offering(s). Use these pages to dig deeper into areas of particular interest or concern.

Availability and Quality of Training

Effective and readily available training enables users to get the most out of the software you've chosen. Use this section to make sure your vendor's training programs and materials measure up.



PRODUCTS BELOW INELIGIBLE FOR AWARDS DUE TO INSUFFICIENT RECENT REVIEWS

--	Körber		79%	14 REVIEWS
--	Microsoft Dynamics SL		80%	8 REVIEWS
--	Logility Supply Optimization		83%	6 REVIEWS
--	Manhattan Active Supply Chain		72%	6 REVIEWS


2	Epicor Supply Chain Management		82%	11 REVIEWS
3	DELMIA Quintiq		81%	21 REVIEWS
4	Oracle Supply Chain Management		80%	76 REVIEWS
5	Infor Supply Chain Management		79%	31 REVIEWS
6	Microsoft Dynamics 365		78%	46 REVIEWS
7	Microsoft Dynamics 365 Supply Chain		78%	11 REVIEWS
8	Sterling B2B Integration SaaS		75%	26 REVIEWS
9	Arkieva		74%	17 REVIEWS
10	SAS Supply Chain Intelligence		74%	20 REVIEWS
11	Coupa Supply Chain Design & Planning		70%	23 REVIEWS
12	Blue Yonder Luminate Planning		70%	15 REVIEWS
13	Kinaxis Maestro		63%	15 REVIEWS
CATEGORY AVERAGE			76%	

Vendor Capability Satisfaction



This section provides detailed information on user satisfaction for each vendor capability regarding their product offering(s). Use these pages to dig deeper into areas of particular interest or concern.

Ease of Implementation

Choosing the right software is only the first step. Successfully implementing the new solution is necessary in order to realize its full value and promote end user adoption. Use the data in this section to determine which software is easy to implement, and which may jeopardize your goals by causing trouble in this stage.



































EPICOR SUPPLY CHAIN MANAGEMENT
TOP PRODUCT

Delights		49%
Highly Satisfies		49%
Almost Satisfies		1%
Disappoints		--

87
Ease of Implementation

PRODUCTS BELOW INELIGIBLE FOR AWARDS DUE TO INSUFFICIENT RECENT REVIEWS

--	 Körber		73%	14 REVIEWS
--	 Microsoft Dynamics SL		83%	8 REVIEWS
--	 Logility Supply Optimization		85%	6 REVIEWS
--	 Manhattan Active Supply Chain		79%	6 REVIEWS

2	 DELMIA Quintiq		86%	21 REVIEWS
3	 SAP Supply Chain Management		83%	56 REVIEWS
4	 Microsoft Dynamics 365		82%	46 REVIEWS
5	 Oracle Supply Chain Management		81%	76 REVIEWS
6	 Infor Supply Chain Management		79%	31 REVIEWS
7	 Sterling B2B Integration SaaS		79%	26 REVIEWS
8	 SAS Supply Chain Intelligence		78%	20 REVIEWS
9	 Arkieva		74%	17 REVIEWS
10	 Microsoft Dynamics 365 Supply Chain		74%	11 REVIEWS
11	 Blue Yonder Luminate Planning		73%	15 REVIEWS
12	 Coupa Supply Chain Design & Planning		73%	23 REVIEWS
13	 Kinaxis Maestro		66%	15 REVIEWS
CATEGORY AVERAGE			78%	

Product Feature Summary

MANDATORY FEATURES

This page summarizes user satisfaction with a variety of product features. While strong and consistent performance across the board is desirable, you may be willing to tolerate low scores on features that don't impact your primary use case or core objectives. Use this high-level data to help plan and structure your product evaluation.

PRODUCT	OVERALL FEATURE SATISFACTION	INVENTORY MANAGEMENT	ORDER MANAGEMENT	PROCUREMENT MANAGEMENT	RETURNS MANAGEMENT	SUPPLIER MANAGEMENT	TRANSPORTATION MANAGEMENT	WAREHOUSE MANAGEMENT
SAP Supply Chain Management	85%	89%	87%	86%	83%	86%	81%	86%
Sterling B2B Integration SaaS	84%	84%	91%	81%	84%	86%	79%	86%
DELMIA Quintiq	84%	87%	87%	85%	82%	83%	84%	77%
Infor Supply Chain Management	82%	78%	81%	86%	83%	81%	84%	84%
Microsoft Dynamics 365 Supply Chain	82%	82%	82%	81%	84%	86%	83%	78%
Epicor Supply Chain Management	81%	77%	85%	82%	74%	87%	83%	80%
Microsoft Dynamics 365	80%	85%	82%	76%	81%	83%	79%	75%
Oracle Supply Chain Management	80%	85%	81%	79%	77%	80%	73%	82%
SAS Supply Chain Intelligence	79%	76%	83%	89%	74%	78%	77%	78%
Blue Yonder Luminate Planning	76%	77%	79%	77%	67%	67%	83%	81%
CATEGORY AVERAGE	78%	79%	82%	80%	75%	80%	76%	75%

Product Feature Summary

MANDATORY FEATURES

This page summarizes user satisfaction with a variety of product features. While strong and consistent performance across the board is desirable, you may be willing to tolerate low scores on features that don't impact your primary use case or core objectives. Use this high-level data to help plan and structure your product evaluation.

PRODUCT	OVERALL FEATURE SATISFACTION	INVENTORY MANAGEMENT	ORDER MANAGEMENT	PROCUREMENT MANAGEMENT	RETURNS MANAGEMENT	SUPPLIER MANAGEMENT	TRANSPORTATION MANAGEMENT	WAREHOUSE MANAGEMENT
Coupa Supply Chain Design & Planning	69%	62%	77%	80%	59%	76%	67%	61%
Kinaxis Maestro	67%	76%	78%	73%	65%	70%	63%	47%
Arkieva	65%	72%	74%	60%	63%	78%	48%	64%
CATEGORY AVERAGE	78%	79%	82%	80%	75%	80%	76%	75%

PRODUCTS BELOW INELIGIBLE FOR AWARDS DUE TO INSUFFICIENT RECENT REVIEWS								
Körber	83%	85%	89%	80%	84%	83%	79%	86%
Microsoft Dynamics SL	78%	91%	70%	90%	67%	73%	77%	79%
Logility Supply Optimization	83%	88%	75%	84%	83%	85%	88%	79%
Manhattan Active Supply Chain	78%	59%	85%	80%	86%	65%	84%	83%

Product Feature Summary

STANDARD FEATURES

This page summarizes user satisfaction with a variety of product features. While strong and consistent performance across the board is desirable, you may be willing to tolerate low scores on features that don't impact your primary use case or core objectives. Use this high-level data to help plan and structure your product evaluation.

PRODUCT	OVERALL FEATURE SATISFACTION	COLLABORATION	CUSTOMER SERVICE	DEMAND PLANNING	FORECASTING AND PLANNING	MANUFACTURING PLANNING AND PRODUCTION	SHIPPING MANAGEMENT
SAP Supply Chain Management	85%	77%	90%	93%	84%	90%	85%
Sterling B2B Integration SaaS	84%	77%	84%	84%	79%	86%	88%
DELMIA Quintiq	84%	83%	90%	87%	88%	81%	84%
Infor Supply Chain Management	82%	87%	86%	87%	82%	93%	87%
Microsoft Dynamics 365 Supply Chain	82%	84%	76%	83%	78%	83%	81%
Epicor Supply Chain Management	81%	82%	83%	83%	80%	88%	88%
Microsoft Dynamics 365	80%	74%	83%	83%	77%	75%	82%
Oracle Supply Chain Management	80%	78%	84%	82%	79%	81%	78%
SAS Supply Chain Intelligence	79%	82%	82%	92%	82%	95%	75%
Blue Yonder Luminate Planning	76%	77%	45%	85%	80%	57%	75%
CATEGORY AVERAGE	78%	79%	77%	83%	80%	80%	79%

Product Feature Summary

STANDARD FEATURES

This page summarizes user satisfaction with a variety of product features. While strong and consistent performance across the board is desirable, you may be willing to tolerate low scores on features that don't impact your primary use case or core objectives. Use this high-level data to help plan and structure your product evaluation.

PRODUCT	OVERALL FEATURE SATISFACTION	COLLABORATION	CUSTOMER SERVICE	DEMAND PLANNING	FORECASTING AND PLANNING	MANUFACTURING PLANNING AND PRODUCTION	SHIPPING MANAGEMENT
Coupa Supply Chain Design & Planning	69%	74%	71%	64%	63%	64%	61%
Kinaxis Maestro	67%	81%	59%	75%	82%	70%	71%
Arkieva	65%	77%	63%	83%	89%	75%	74%
CATEGORY AVERAGE	78%	79%	77%	83%	80%	80%	79%

PRODUCTS BELOW INELIGIBLE FOR AWARDS DUE TO INSUFFICIENT RECENT REVIEWS							
Körber	83%	78%	83%	83%	76%	75%	78%
Microsoft Dynamics SL	78%	56%	69%	70%	72%	73%	81%
Logility Supply Optimization	83%	80%	71%	75%	81%	79%	88%
Manhattan Active Supply Chain	78%	86%	75%	81%	94%	100%	73%

Product Feature Satisfaction

This section provides detailed information on user satisfaction for each product feature. Use these pages to dig deeper into areas of particular interest or concern.

Product Features

This table lists and describes all the features that are evaluated in the Supply Chain Management software category. For your convenience, these descriptions are repeated under the feature subheadings in the subsequent pages.

Mandatory Features

Inventory Management	Includes units tracking and purchasing, backorder status, and product history through barcodes, RFID, IoT and other methods of tracking inventory
Order Management	Includes order entry, order processing, order tracking, and parts management.
Procurement Management	Includes purchasing and procurement management, as well as supplier management and optimization.

Standard Features

Collaboration	Includes ability to view, share and direct work between co-workers in real or near real-time.
Customer Service	Support for deliver, returns, schedule changes, and any other product challenges
Demand Planning	Demand forecasting, capacity planning, product flow planning, scheduling, and "what-if" analysis.

Returns Management
Supplier Management
Transportation Management
Warehouse Management

Includes returns quality check, pending returns, and dispute case tracking.
Ability to generate, sort and categorize vendor profiles and/or including supplier collaboration, quarterly Business Review Meetings, Scorecards, KPI and SLA's.
Includes carrier and fleet management, as well as routing and scheduling.
Includes 3PL management, inventory tracking, and demand planning.

Forecasting and Planning
Manufacturing Planning and Production
Shipping Management

Includes historical "what-if" analysis, data separation, and demand shaping capacity.
Includes all aspects of production, planning, scheduling and the manufacturing process (material and capacity, quality, shop floor management, etc.).
Includes batch orders, packing slips and labels, rate calculations and tracking details.

Product Feature Satisfaction

This section provides detailed information on user satisfaction for each product feature. Use these pages to dig deeper into areas of particular interest or concern.

Inventory Management

Mandatory Feature

Includes units tracking and purchasing, backorder status, and product history through barcodes, RFID, IoT and other methods of tracking inventory

SAP SUPPLY CHAIN MANAGEMENT
TOP PRODUCT

Delights		60%
Highly Satisfies		37%
Almost Satisfies		2%
Disappoints		1%

89%
Inventory Management

PRODUCTS BELOW INELIGIBLE FOR AWARDS DUE TO INSUFFICIENT RECENT REVIEWS

--	Körber		85%	14 REVIEWS
--	Microsoft Dynamics SL		91%	8 REVIEWS
--	Logility Supply Optimization		88%	6 REVIEWS
--	Manhattan Active Supply Chain		59%	6 REVIEWS

2	DELMIA Quintiq		87%	21 REVIEWS
3	Oracle Supply Chain Management		85%	76 REVIEWS
4	Microsoft Dynamics 365		85%	46 REVIEWS
5	Sterling B2B Integration SaaS		84%	26 REVIEWS
6	Microsoft Dynamics 365 Supply Chain		82%	11 REVIEWS
7	Infor Supply Chain Management		78%	31 REVIEWS
8	Epicor Supply Chain Management		77%	11 REVIEWS
9	Blue Yonder Luminate Planning		77%	15 REVIEWS
10	SAS Supply Chain Intelligence		76%	20 REVIEWS
11	Kinaxis Maestro		76%	15 REVIEWS
12	Arkieva		72%	17 REVIEWS
13	Coupa Supply Chain Design & Planning		62%	23 REVIEWS
CATEGORY AVERAGE			79%	


Product Feature Satisfaction



This section provides detailed information on user satisfaction for each product feature. Use these pages to dig deeper into areas of particular interest or concern.

Order Management

Mandatory Feature









Includes order entry, order processing, order tracking, and parts management.







Delights		67%
Highly Satisfies		30%
Almost Satisfies		4%
Disappoints		--

91%
Order Management

PRODUCTS BELOW INELIGIBLE FOR AWARDS DUE TO INSUFFICIENT RECENT REVIEWS

--	 Körber		89%	14 REVIEWS
--	 Microsoft Dynamics SL		70%	8 REVIEWS
--	 Manhattan Active Supply Chain		85%	6 REVIEWS
--	 Logility Supply Optimization		75%	6 REVIEWS

2	 SAP Supply Chain Management		87%	56 REVIEWS
3	 DELMIA Quintiq		87%	21 REVIEWS
4	 Epicor Supply Chain Management		85%	11 REVIEWS
5	 SAS Supply Chain Intelligence		83%	20 REVIEWS
6	 Microsoft Dynamics 365		82%	46 REVIEWS
7	 Microsoft Dynamics 365 Supply Chain		82%	11 REVIEWS
8	 Oracle Supply Chain Management		81%	76 REVIEWS
9	 Infor Supply Chain Management		81%	31 REVIEWS
10	 Blue Yonder Luminate Planning		79%	15 REVIEWS
11	 Kinaxis Maestro		78%	15 REVIEWS
12	 Coupa Supply Chain Design & Planning		77%	23 REVIEWS
13	 Arkieva		74%	17 REVIEWS
CATEGORY AVERAGE			82%	


Product Feature Satisfaction

This section provides detailed information on user satisfaction for each product feature. Use these pages to dig deeper into areas of particular interest or concern.

Procurement Management

Mandatory Feature

Includes purchasing and procurement management, as well as supplier management and optimization.



Delights		63%
Highly Satisfies		32%
Almost Satisfies		6%
Disappoints	--	--

89%
Procurement Management

PRODUCTS BELOW INELIGIBLE FOR AWARDS DUE TO INSUFFICIENT RECENT REVIEWS

--			80%	14 REVIEWS
--			90%	8 REVIEWS
--			84%	6 REVIEWS
--			80%	6 REVIEWS

2		Infor Supply Chain Management		86%	31 REVIEWS
3		SAP Supply Chain Management		86%	56 REVIEWS
4		DELMIA Quintiq		85%	21 REVIEWS
5		Epicor Supply Chain Management		82%	11 REVIEWS
6		Microsoft Dynamics 365 Supply Chain		81%	11 REVIEWS
7		Sterling B2B Integration SaaS		81%	26 REVIEWS
8		Coupa Supply Chain Design & Planning		80%	23 REVIEWS
9		Oracle Supply Chain Management		79%	76 REVIEWS
10		Blue Yonder Luminare Planning		77%	15 REVIEWS
11		Microsoft Dynamics 365		76%	46 REVIEWS
12		Kinaxis Maestro		73%	15 REVIEWS
13		Arkieva		60%	17 REVIEWS

CATEGORY AVERAGE 80%

Product Feature Satisfaction

This section provides detailed information on user satisfaction for each product feature. Use these pages to dig deeper into areas of particular interest or concern.

Returns Management

Mandatory Feature

Includes returns quality check, pending returns, and dispute case tracking.

MICROSOFT DYNAMICS 365 SUPPLY CHAIN
TOP PRODUCT

Delights		39%
Highly Satisfies		59%
Almost Satisfies		2%
Disappoints		--

84%
Returns Management

PRODUCTS BELOW INELIGIBLE FOR AWARDS DUE TO INSUFFICIENT RECENT REVIEWS

--	Körber		84%	14 REVIEWS
--	Microsoft Dynamics SL		67%	8 REVIEWS
--	Manhattan Active Supply Chain		86%	6 REVIEWS
--	Logility Supply Optimization		83%	6 REVIEWS

2	Sterling B2B Integration SaaS		84%	26 REVIEWS
3	SAP Supply Chain Management		83%	56 REVIEWS
4	Infor Supply Chain Management		83%	31 REVIEWS
5	DELMIA Quintiq		82%	21 REVIEWS
6	Microsoft Dynamics 365		81%	46 REVIEWS
7	Oracle Supply Chain Management		77%	76 REVIEWS
8	Epicor Supply Chain Management		74%	11 REVIEWS
9	SAS Supply Chain Intelligence		74%	20 REVIEWS
10	Blue Yonder Luminate Planning		67%	15 REVIEWS
11	Kinaxis Maestro		65%	15 REVIEWS
12	Arkieva		63%	17 REVIEWS
13	Coupa Supply Chain Design & Planning		59%	23 REVIEWS
CATEGORY AVERAGE			75%	

Product Feature Satisfaction

This section provides detailed information on user satisfaction for each product feature. Use these pages to dig deeper into areas of particular interest or concern.

Supplier Management

Mandatory Feature

Ability to generate, sort and categorize vendor profiles and/or including supplier collaboration, quarterly Business Review Meetings, Scorecards, KPI and SLA's.

EPICOR

Delights		49%
Highly Satisfies		49%
Almost Satisfies		1%
Disappoints		--



EPICOR SUPPLY CHAIN MANAGEMENT
TOP PRODUCT

PRODUCTS BELOW INELIGIBLE FOR AWARDS DUE TO INSUFFICIENT RECENT REVIEWS

--	Körber		83%	14 REVIEWS
--	Microsoft Dynamics SL		73%	8 REVIEWS
--	Logility Supply Optimization		85%	6 REVIEWS
--	Manhattan Active Supply Chain		65%	6 REVIEWS

2	Sterling B2B Integration SaaS		86%	26 REVIEWS
3	Microsoft Dynamics 365 Supply Chain		86%	11 REVIEWS
4	SAP Supply Chain Management		86%	56 REVIEWS
5	Microsoft Dynamics 365		83%	46 REVIEWS
6	DELMIA Quintiq		83%	21 REVIEWS
7	Infor Supply Chain Management		81%	31 REVIEWS
8	Oracle Supply Chain Management		80%	76 REVIEWS
9	Arkieva		78%	17 REVIEWS
10	SAS Supply Chain Intelligence		78%	20 REVIEWS
11	Coupa Supply Chain Design & Planning		76%	23 REVIEWS
12	Kinaxis Maestro		70%	15 REVIEWS
13	Blue Yonder Luminare Planning		67%	15 REVIEWS

CATEGORY AVERAGE 80%

Product Feature Satisfaction

This section provides detailed information on user satisfaction for each product feature. Use these pages to dig deeper into areas of particular interest or concern.

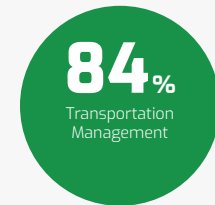

Transportation Management

Mandatory Feature

Includes carrier and fleet management, as well as routing and scheduling.



DELMIA QUINTIQ
TOP PRODUCT



PRODUCTS BELOW INELIGIBLE FOR AWARDS DUE TO INSUFFICIENT RECENT REVIEWS

--	Körber		79%	14 REVIEWS
--	Microsoft Dynamics SL		77%	8 REVIEWS
--	Logility Supply Optimization		88%	6 REVIEWS
--	Manhattan Active Supply Chain		84%	6 REVIEWS

2	Infor Supply Chain Management		84%	31 REVIEWS
3	Blue Yonder Luminare Planning		83%	15 REVIEWS
4	Microsoft Dynamics 365 Supply Chain		83%	11 REVIEWS
5	Epicor Supply Chain Management		83%	11 REVIEWS
6	SAP Supply Chain Management		81%	56 REVIEWS
7	IBM Sterling B2B Integration SaaS		79%	26 REVIEWS
8	Microsoft Dynamics 365		79%	46 REVIEWS
9	SAS Supply Chain Intelligence		77%	20 REVIEWS
10	Oracle Supply Chain Management		73%	76 REVIEWS
11	Coupa Supply Chain Design & Planning		67%	23 REVIEWS
12	Kinaxis Maestro		63%	15 REVIEWS
13	Arkieva		48%	17 REVIEWS
CATEGORY AVERAGE			76%	


Product Feature Satisfaction

This section provides detailed information on user satisfaction for each product feature. Use these pages to dig deeper into areas of particular interest or concern.




Warehouse Management

Mandatory Feature

























Includes 3PL management, inventory tracking, and demand planning.











SAP SUPPLY CHAIN MANAGEMENT
TOP PRODUCT

Delights		53%
Highly Satisfies		41%
Almost Satisfies		5%
Disappoints		1%

86%
Warehouse Management

2	 Sterling B2B Integration SaaS		86%	26 <small>REVIEWS</small>
3	 Infor Supply Chain Management		84%	31 <small>REVIEWS</small>
4	 Oracle Supply Chain Management		82%	76 <small>REVIEWS</small>
5	 Blue Yonder Luminare Planning		81%	15 <small>REVIEWS</small>
6	 Epicor Supply Chain Management		80%	11 <small>REVIEWS</small>
7	 Microsoft Dynamics 365 Supply Chain		78%	11 <small>REVIEWS</small>
8	 SAS Supply Chain Intelligence		78%	20 <small>REVIEWS</small>
9	 DELMIA Quintiq		77%	21 <small>REVIEWS</small>
10	 Microsoft Dynamics 365		75%	46 <small>REVIEWS</small>
11	 Arkieva		64%	17 <small>REVIEWS</small>
12	 Coupa Supply Chain Design & Planning		61%	23 <small>REVIEWS</small>
13	 Kinaxis Maestro		47%	15 <small>REVIEWS</small>
CATEGORY AVERAGE			75%	

PRODUCTS BELOW INELIGIBLE FOR AWARDS DUE TO INSUFFICIENT RECENT REVIEWS

--	 Körber		86%	14 <small>REVIEWS</small>
--	 Microsoft Dynamics SL		79%	8 <small>REVIEWS</small>
--	 Manhattan Active Supply Chain		83%	6 <small>REVIEWS</small>
--	 Logility Supply Optimization		79%	6 <small>REVIEWS</small>

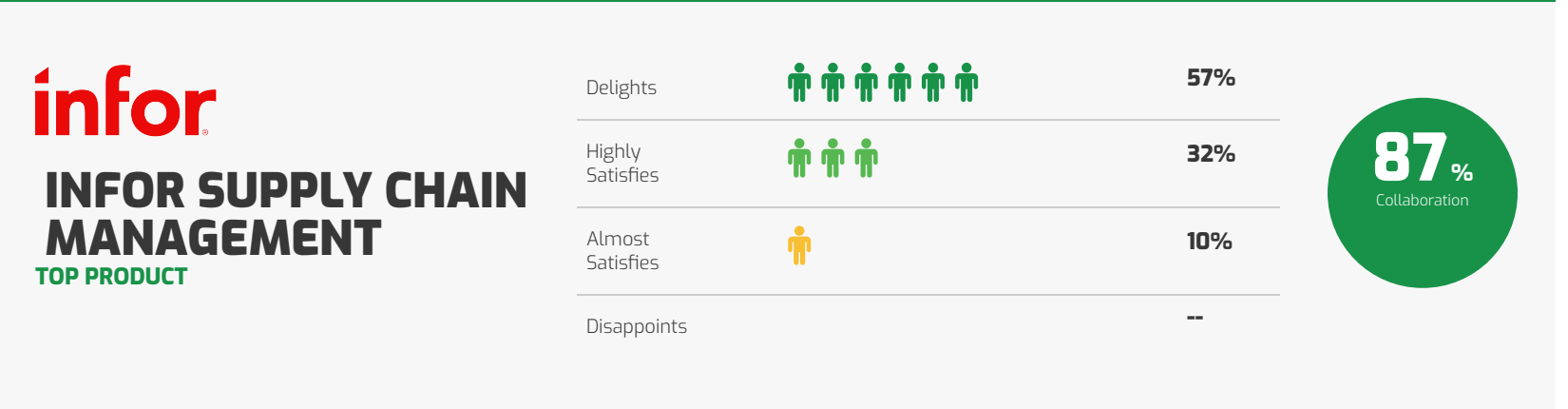
Product Feature Satisfaction

This section provides detailed information on user satisfaction for each product feature. Use these pages to dig deeper into areas of particular interest or concern.

Collaboration

Standard Feature

Includes ability to view, share and direct work between co-workers in real or near real-time.



PRODUCTS BELOW INELIGIBLE FOR AWARDS DUE TO INSUFFICIENT RECENT REVIEWS

--	Körber	10 icons (2 yellow, 8 green)	78%	14 REVIEWS
--	Microsoft Dynamics SL	10 icons (2 red, 2 yellow, 6 green)	56%	8 REVIEWS
--	Manhattan Active Supply Chain	10 icons (all green)	86%	6 REVIEWS
--	Logility Supply Optimization	10 icons (2 yellow, 8 green)	80%	6 REVIEWS

2	Microsoft Dynamics 365 Supply Chain	10 icons (all green)	84%	11 REVIEWS
3	DELMIA Quintiq	10 icons (1 yellow, 9 green)	83%	21 REVIEWS
4	SAS Supply Chain Intelligence	10 icons (2 yellow, 8 green)	82%	20 REVIEWS
5	Epicor Supply Chain Management	10 icons (2 yellow, 8 green)	82%	11 REVIEWS
6	Kinaxis Maestro	10 icons (2 yellow, 8 green)	81%	15 REVIEWS
7	Oracle Supply Chain Management	10 icons (2 yellow, 8 green)	78%	76 REVIEWS
8	Arkieva	10 icons (2 yellow, 8 green)	77%	17 REVIEWS
9	SAP Supply Chain Management	10 icons (1 red, 2 yellow, 7 green)	77%	56 REVIEWS
10	Blue Yonder Luminare Planning	10 icons (2 yellow, 8 green)	77%	15 REVIEWS
11	IBM Sterling B2B Integration SaaS	10 icons (2 yellow, 8 green)	77%	26 REVIEWS
12	Microsoft Dynamics 365	10 icons (2 yellow, 8 green)	74%	46 REVIEWS
13	Coupa Supply Chain Design & Planning	10 icons (2 yellow, 8 green)	74%	23 REVIEWS
CATEGORY AVERAGE			79%	

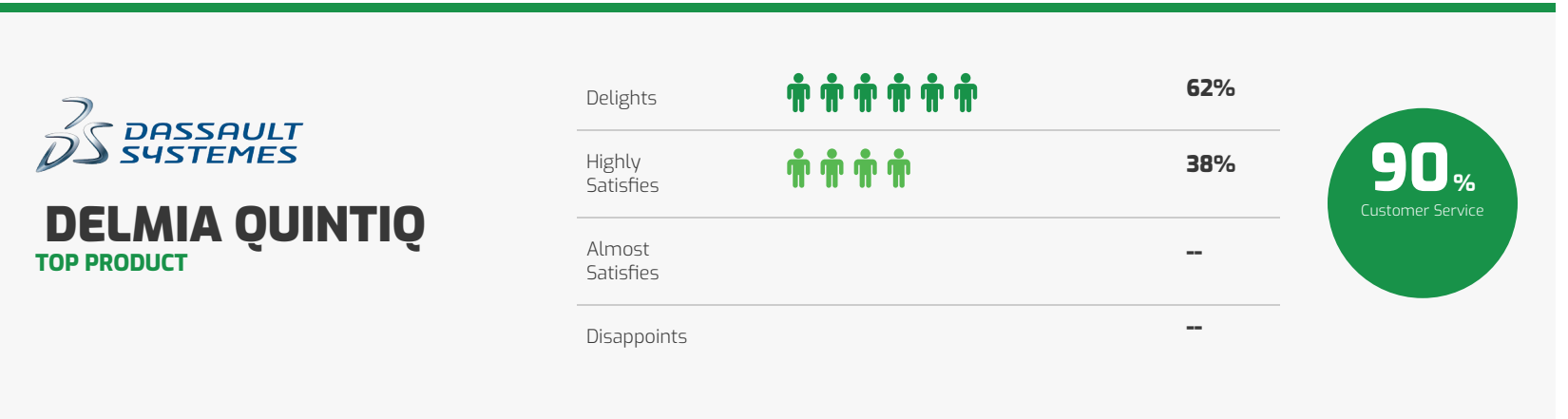
Product Feature Satisfaction

This section provides detailed information on user satisfaction for each product feature. Use these pages to dig deeper into areas of particular interest or concern.

Customer Service

Standard Feature

Support for deliver, returns, schedule changes, and any other product challenges



2	SAP Supply Chain Management		90%	56 REVIEWS
3	Infor Supply Chain Management		86%	31 REVIEWS
4	Sterling B2B Integration SaaS		84%	26 REVIEWS
5	Oracle Supply Chain Management		84%	76 REVIEWS
6	Microsoft Dynamics 365		83%	46 REVIEWS
7	Epicor Supply Chain Management		83%	11 REVIEWS
8	SAS Supply Chain Intelligence		82%	20 REVIEWS
9	Microsoft Dynamics 365 Supply Chain		76%	11 REVIEWS
10	Coupa Supply Chain Design & Planning		71%	23 REVIEWS
11	Arkieva		63%	17 REVIEWS
12	Kinaxis Maestro		59%	15 REVIEWS
13	Blue Yonder Luminare Planning		45%	15 REVIEWS
CATEGORY AVERAGE			77%	

PRODUCTS BELOW INELIGIBLE FOR AWARDS DUE TO INSUFFICIENT RECENT REVIEWS

--	Körber		83%	14 REVIEWS
--	Microsoft Dynamics SL		69%	8 REVIEWS
--	Manhattan Active Supply Chain		75%	6 REVIEWS
--	Logility Supply Optimization		71%	6 REVIEWS

Product Feature Satisfaction

This section provides detailed information on user satisfaction for each product feature. Use these pages to dig deeper into areas of particular interest or concern.

Demand Planning

Standard Feature

Demand forecasting, capacity planning, product flow planning, scheduling, and "what-if" analysis.

SAP SUPPLY CHAIN MANAGEMENT
TOP PRODUCT

Delights		72%
Highly Satisfies		28%
Almost Satisfies		--
Disappoints		--

93%
Demand Planning

PRODUCTS BELOW INELIGIBLE FOR AWARDS DUE TO INSUFFICIENT RECENT REVIEWS

--	Körber		83%	14 REVIEWS
--	Microsoft Dynamics SL		70%	8 REVIEWS
--	Manhattan Active Supply Chain		81%	6 REVIEWS
--	Logility Supply Optimization		75%	6 REVIEWS

2	SAS Supply Chain Intelligence		92%	20 REVIEWS
3	DELMIA Quintiq		87%	21 REVIEWS
4	Infor Supply Chain Management		87%	31 REVIEWS
5	Blue Yonder Luminate Planning		85%	15 REVIEWS
6	Sterling B2B Integration SaaS		84%	26 REVIEWS
7	Microsoft Dynamics 365 Supply Chain		83%	11 REVIEWS
8	Arkieva		83%	17 REVIEWS
9	Microsoft Dynamics 365		83%	46 REVIEWS
10	Epicor Supply Chain Management		83%	11 REVIEWS
11	Oracle Supply Chain Management		82%	76 REVIEWS
12	Kinaxis Maestro		75%	15 REVIEWS
13	Coupa Supply Chain Design & Planning		64%	23 REVIEWS
CATEGORY AVERAGE			83%	

Product Feature Satisfaction

This section provides detailed information on user satisfaction for each product feature. Use these pages to dig deeper into areas of particular interest or concern.

Forecasting and Planning

Standard Feature

Includes historical "what-if" analysis, data separation, and demand shaping capacity.

Delights		56%
Highly Satisfies		44%
Almost Satisfies	--	--
Disappoints	--	--

89%
Forecasting and Planning

PRODUCTS BELOW INELIGIBLE FOR AWARDS DUE TO INSUFFICIENT RECENT REVIEWS

--	Körber		76%	14 REVIEWS
--	Microsoft Dynamics SL		72%	8 REVIEWS
--	Manhattan Active Supply Chain		94%	6 REVIEWS
--	Logility Supply Optimization		81%	6 REVIEWS

2	DELMIA Quintiq		88%	21 REVIEWS
3	SAP Supply Chain Management		84%	56 REVIEWS
4	Infor Supply Chain Management		82%	31 REVIEWS
5	Kinaxis Maestro		82%	15 REVIEWS
6	SAS Supply Chain Intelligence		82%	20 REVIEWS
7	Epicor Supply Chain Management		80%	11 REVIEWS
8	Blue Yonder Luminate Planning		80%	15 REVIEWS
9	Sterling B2B Integration SaaS		79%	26 REVIEWS
10	Oracle Supply Chain Management		79%	76 REVIEWS
11	Microsoft Dynamics 365 Supply Chain		78%	11 REVIEWS
12	Microsoft Dynamics 365		77%	46 REVIEWS
13	Coupa Supply Chain Design & Planning		63%	23 REVIEWS
CATEGORY AVERAGE			80%	

Product Feature Satisfaction

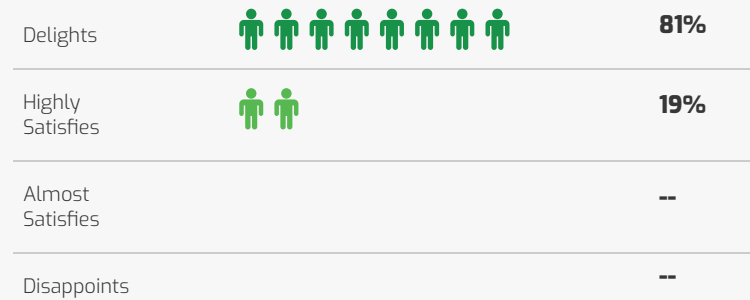
This section provides detailed information on user satisfaction for each product feature. Use these pages to dig deeper into areas of particular interest or concern.

Manufacturing Planning and Production

Standard Feature

Includes all aspects of production, planning, scheduling and the manufacturing process (material and capacity, quality, shop floor management, etc.).

SAS SUPPLY CHAIN INTELLIGENCE
TOP PRODUCT



PRODUCTS BELOW INELIGIBLE FOR AWARDS DUE TO INSUFFICIENT RECENT REVIEWS

--	Körber		75%	14 REVIEWS
--	Microsoft Dynamics SL		73%	8 REVIEWS
--	Manhattan Active Supply Chain		100%	6 REVIEWS
--	Logility Supply Optimization		79%	6 REVIEWS

2	Infor Supply Chain Management		93%	31 REVIEWS
3	SAP Supply Chain Management		90%	56 REVIEWS
4	Epicor Supply Chain Management		88%	11 REVIEWS
5	Sterling B2B Integration SaaS		86%	26 REVIEWS
6	Microsoft Dynamics 365 Supply Chain		83%	11 REVIEWS
7	Oracle Supply Chain Management		81%	76 REVIEWS
8	DELMIA Quintiq		81%	21 REVIEWS
9	Microsoft Dynamics 365		75%	46 REVIEWS
10	Arkieva		75%	17 REVIEWS
11	Kinaxis Maestro		70%	15 REVIEWS
12	Coupa Supply Chain Design & Planning		64%	23 REVIEWS
13	Blue Yonder Luminate Planning		57%	15 REVIEWS
CATEGORY AVERAGE			80%	

Product Feature Satisfaction

This section provides detailed information on user satisfaction for each product feature. Use these pages to dig deeper into areas of particular interest or concern.

Shipping Management

Standard Feature

Includes batch orders, packing slips and labels, rate calculations and tracking details.

Delights		55%
Highly Satisfies		43%
Almost Satisfies		3%
Disappoints		--

88%
Shipping Management

PRODUCTS BELOW INELIGIBLE FOR AWARDS DUE TO INSUFFICIENT RECENT REVIEWS

--			78%	14 REVIEWS
--			81%	8 REVIEWS
--			88%	6 REVIEWS
--			73%	6 REVIEWS

2			88%	11 REVIEWS
3			87%	31 REVIEWS
4			85%	56 REVIEWS
5			84%	21 REVIEWS
6			82%	46 REVIEWS
7			81%	11 REVIEWS
8			78%	76 REVIEWS
9			75%	20 REVIEWS
10			75%	15 REVIEWS
11			74%	17 REVIEWS
12			71%	15 REVIEWS
13			61%	23 REVIEWS
CATEGORY AVERAGE			79%	